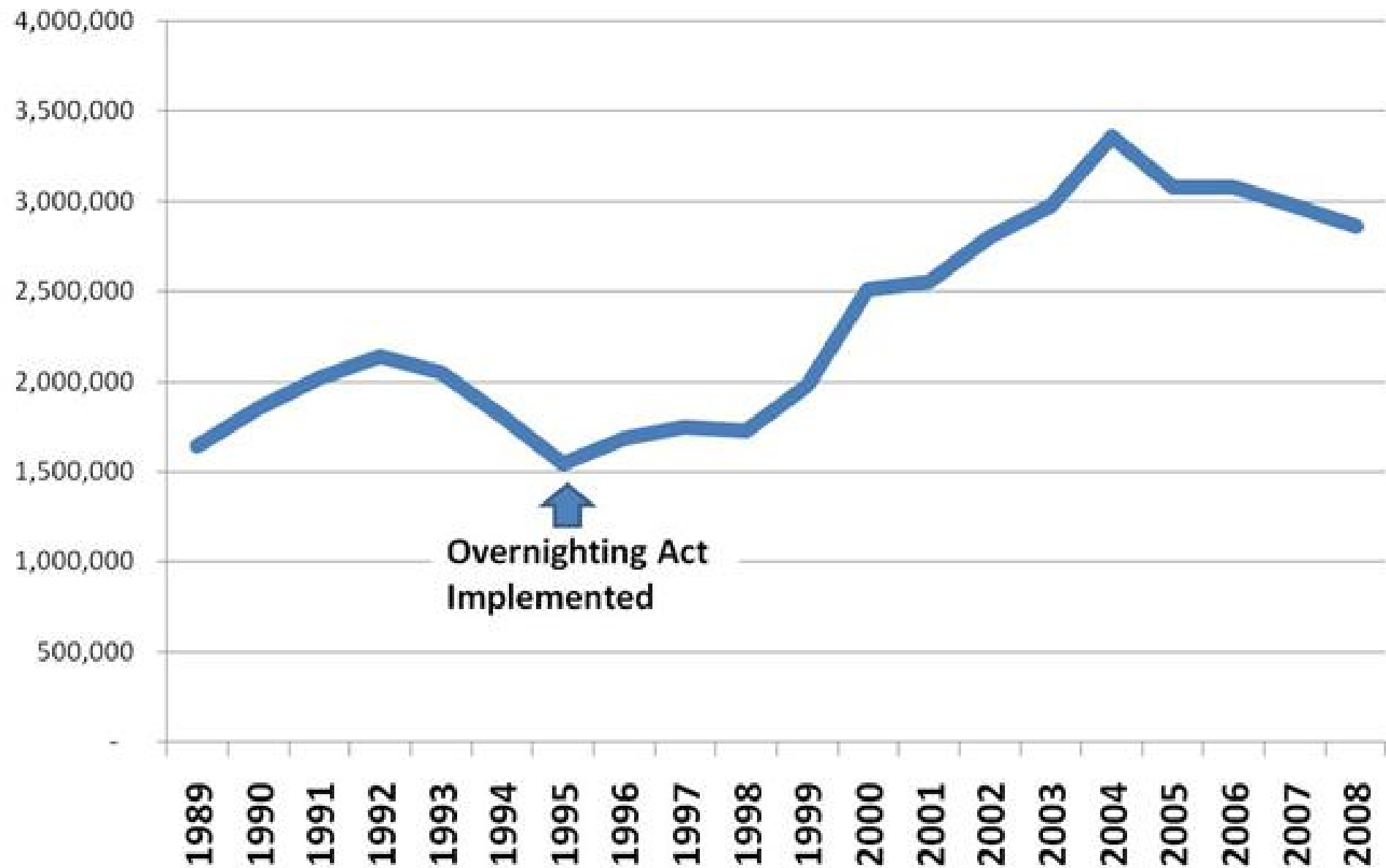


IMPACT OF CRUISE SECTOR IN NASSAU

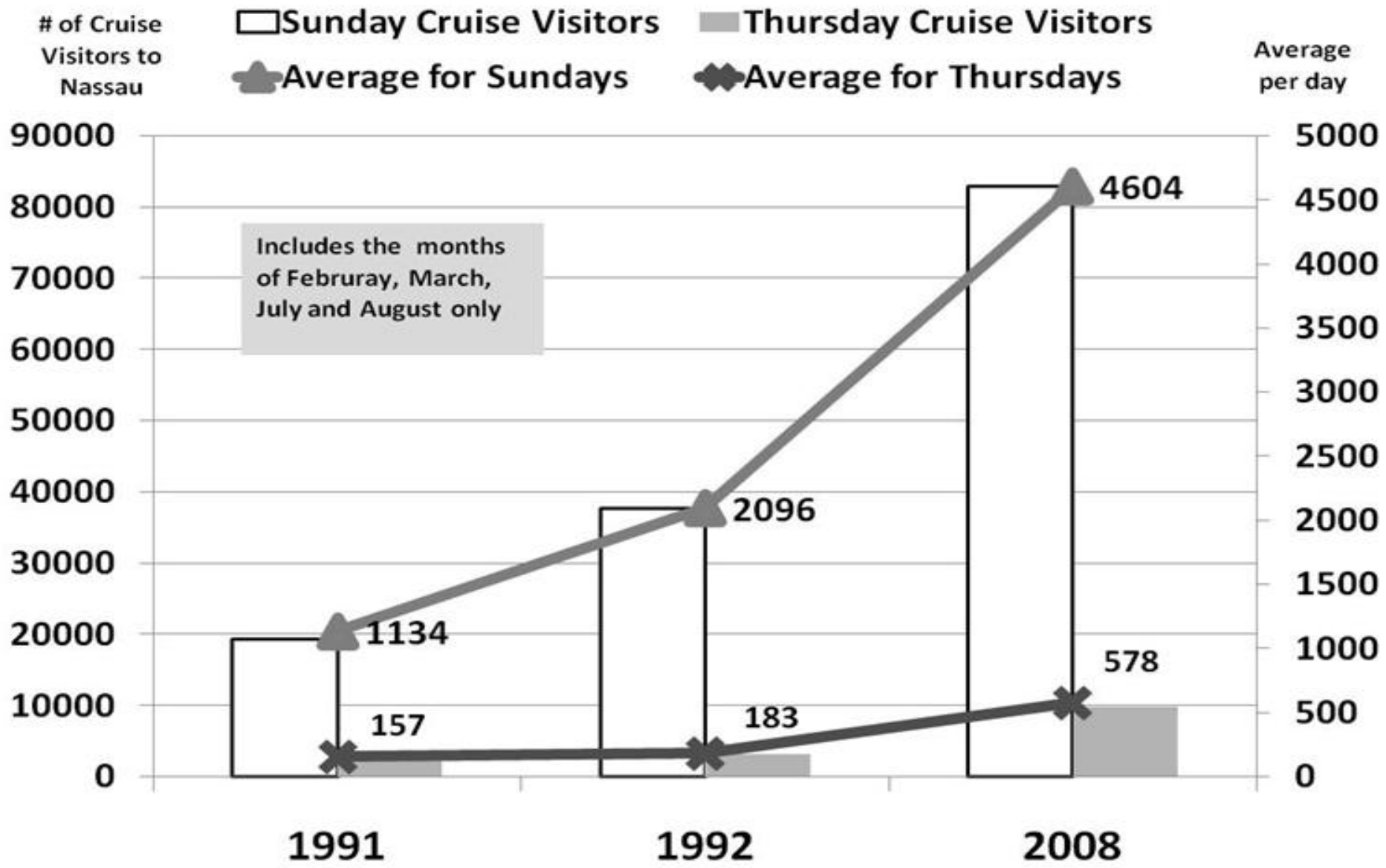
August 6, 2009 Town Hall Meeting

CRUISE VISITORS TO THE BAHAMAS 1989 TO 2008



Growth in Thursday and Sunday Cruise Visitors to Nassau

All Ports of Call 1991, 1992 and 2008



Cruise Spending On:

Restaurant/Bar

\$99,692,137

Shopping

\$88,914,820

Tours

\$28,674,082

Taxi&Ground Transportation

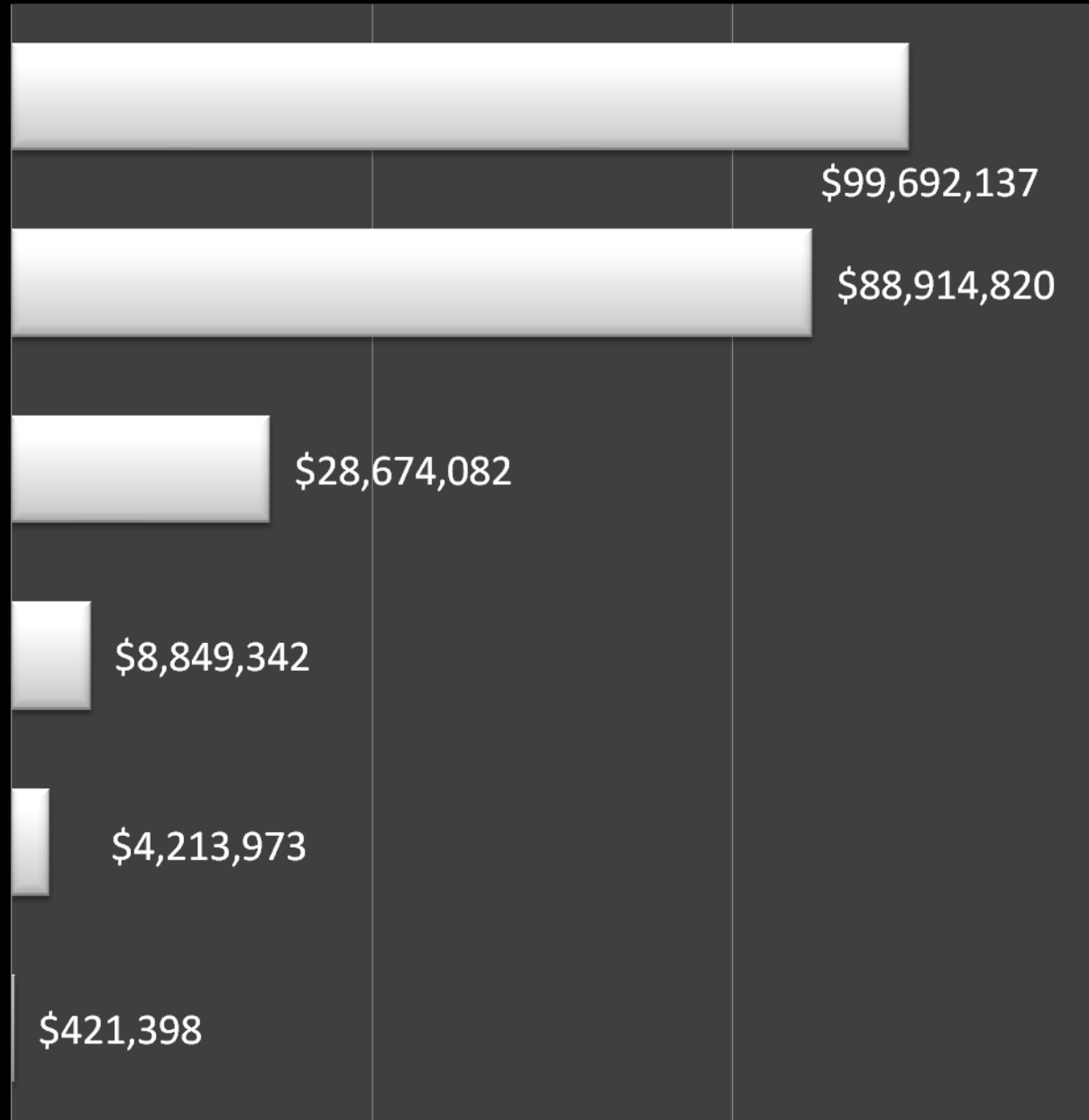
\$8,849,342

Entertainment

\$4,213,973

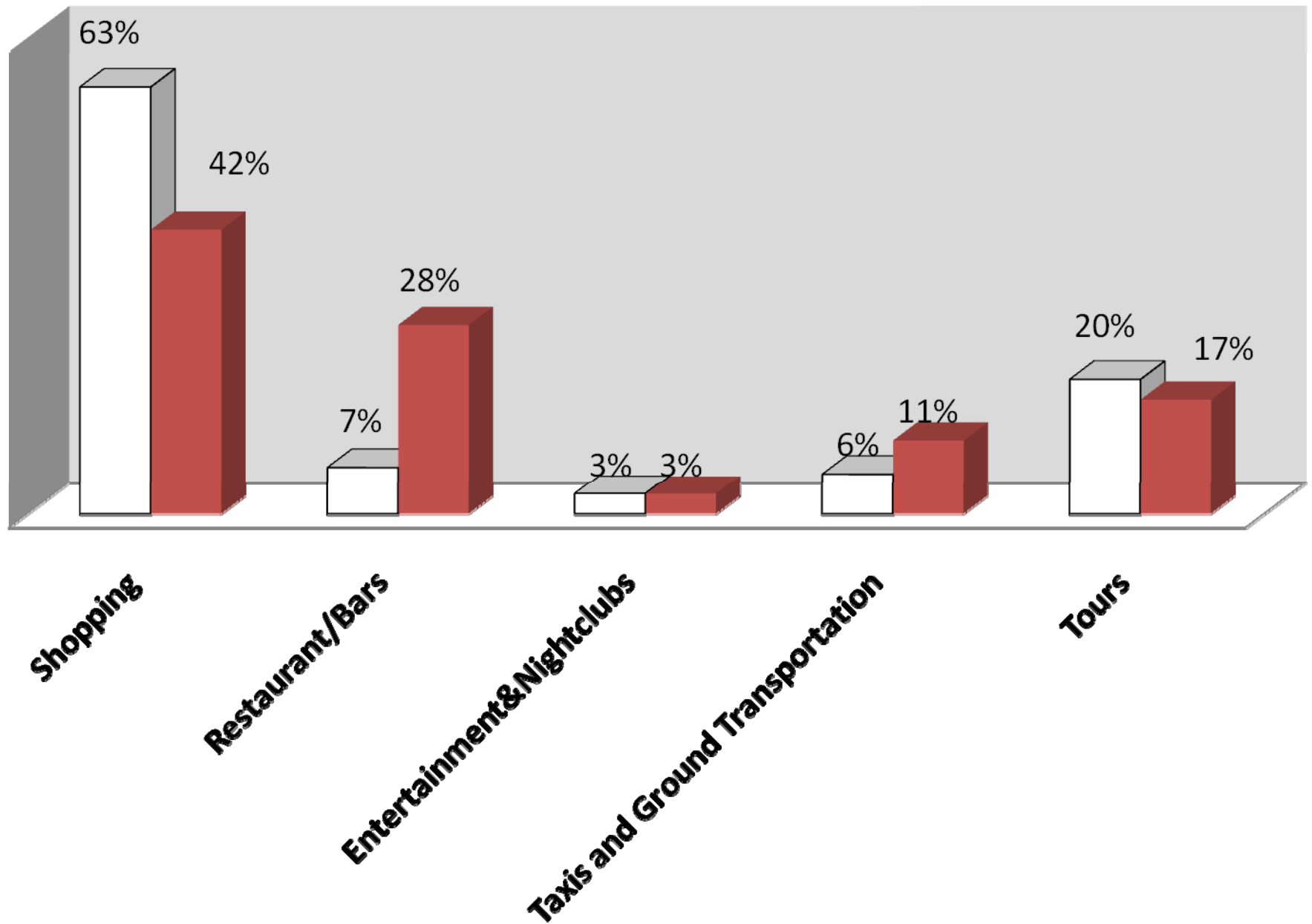
IT&Telephone&Electronics

\$421,398



□ % of Cruise Spending

■ % Stopover Spending



Cruise Shopper Spending

OUTLET items	PERCENT of ALL April, 2009 CRUISE SHOPPERS	PER PARTY SPEND	OUTLET items	PERCENT of ALL April, 2009 CRUISE SHOPPERS	PER PARTY SPEND
PERFUME SHOPS			LINEN,CLOTHING STORES		
<i>Cosmetics</i>	4.8%	\$34.80	<i>Accessories</i>	2.1%	\$26.20
<i>Perfumes</i>	14.5%	\$70.70	<i>Linen</i>	0.7%	\$65.00
TOBACCO STORES			<i>Clothing</i>	8.7%	\$68.40
<i>Cigars, cigarttes,etc</i>	7.3%	\$41.30	<i>Leather Goods</i>	3.1%	\$113.00
ELECTRONIC SHOPS			JEWELRY STORES		
<i>Cameras</i>	2.4%	\$115.10	<i>Jewelry</i>	19.4%	\$93.50
<i>Electronics</i>	4.2%	\$102.70	<i>Watches</i>	32.4%	\$10.00
STRAW MARKET			CHINA SHOPS		
<i>Straw Work</i>	18.7%	\$14.00	<i>China</i>	0.3%	\$260.00
<i>Other Souvenirs</i>	43.6%	\$42.00	<i>Crystal</i>	1.0%	\$57.70
T-SHIRT SHOPS			LIGOUR STORE		
<i>T-shirts etc</i>	40.5%	\$31.30	<i>Bottled Alcoholic Bev</i>	18.3%	\$42.60

Prince George Dock Total Employment = 570

